

UNIVERSITY OF GLASGOW LIBRARY

Proposal for EPrints Strand for OR10

Adding Funder/Project Data into the Workflow of to an EPrints Repository

Lesley Drysdale and William J Nixon

Wednesday, 14 April 2010

This short paper provides details of the addition of new fields for funder and award data and the creation of a new Funding option in the deposit workflow.

Adding Funder Data

As part of the JISC funded *Enrich*¹ project we have focussed on the availability and use of funding data from our University Research System with our EPrints repository, Enlighten². This work has built on key features of EPrints 3.x including autocompletion and the configuration of the deposit workflow.

This short session will provide an overview of the work done and the configuration changes made to our repository to link funder details to research outputs. This work has been in concert with the Library, Management Information Services, Research and Enterprise and IT Services.

Improving the ease of access to this data has enabled us to begin to effectively (and accurately) map publications and other research outputs to funders. This funding data will enable us to readily identify these funded outputs and demonstrate compliance with Open Access mandates.

New funding option in the deposit workflow

EPrints already provides fields for project and for funder and these can be completed in the Details section of the deposit workflow. These fields however did not support the rich set of funding data which we wanted to add to our records from the Research System. This data included:

- Project code number
- Award number
- Principal investigators [and associated project staff]
- Funder
- Funder Code
- Lead Department

We created new a multi-value Funder field which includes all of this data and added it to a new Funding workflow to enable project and funder data to be linked to publications.

¹ Enrich, <http://www.gla.ac.uk/enrich>

² Enlighten, <http://eprints.gla.ac.uk>



Image 1 - Funding option in workflow

Creating this new section provided a higher profile for funder data but enabled staff who did not have funding data to complete could easily move past it.

New multi-value funder field and funder autocompletion

The new funder field does not directly search the Research System, instead the data is autocompleted from an exported file with data which maps to the new multi-value field. This data is exported on a daily basis and copied to Enlighten.

When staff type the project code, name etc they are offered a range of matching projects which when selected autocomplete with the data from the Research System. We do not expect staff to complete any of this information manually.

	Project Code	Award No	Project Name	Principal Investigator
1.				nixon
2.	Project Code: 40769 Award No: 1 "SHERPA DP (partner)"			
	Investigators: William Nixon, Library			
	Funded by: Consortium of University Research Libraries, Funder Code: CURL			

Image 2 - Multi-value funder field

Dealing with funders and awards

At the University of Glasgow a project can have multiple awards of funding attached to it, for instance funding may come from Wellcome and from the Scottish Government, each of tranche of funding is identified as a separate award so that we can more precisely tie a publication to a project and its distinct award.

In the majority of cases projects have a single funder but in order to ensure our mapping was as accurate (and future proofed) as possible we felt it was important to include this.

New research browse views

New research browse views were added to Enlighten. These provide us with browse views by funder name and code and provide us with options for reports for bodies such as the Wellcome Trust in the UK.

Research & Enterprise staff have been adding funding data records using the MRC's e-Val data which have collected.

Browse by Research Funder Name

Please select a value to browse from the list below.

- [Biotechnology and Biological Sciences Research Council \(1\)](#)
- [Diabetes UK \(1\)](#)
- [Medical Research Council \(16\)](#)

Image 3 - Browse by Research Funder Name

We also created a Research Project Code view which enables links from the Research System, with the project code to point to the associated publications.

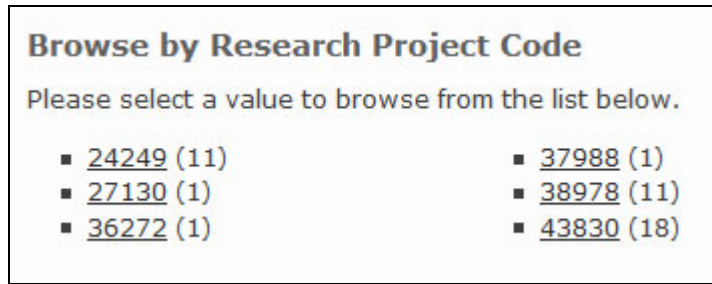


Image 4 - Browse by Research Project Code

Since not all of our Research Projects will have an associated browse view we updated the 404 page in Apache to show “No Data” rather than “page not found”.

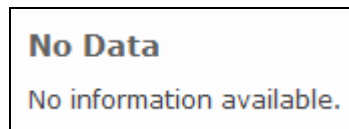


Image 5 - No Data Available

Funder's names for publications are now listed in individual repository records.




Image 6 - Funder's Names in an Enlighten record

Additional information including the project and lead investigator could also be made available in the EPrints record and we have enabled this in our test service.

Workflow changes and challenges for users

There are two key challenges for the funder data. The first is for the depositor, particularly if they are a proxy depositor to be able to identify the appropriate funding. We anticipate that here, the publications authors will need to be provide guidance.

The second challenge is for repository staff where funder data has been added. Since the data feed is only for funding which has been marked as “publicity yes” it is necessary for repository staff to check that the funder data added is publicly available before the publication is moved into the live archive.

They can do this by checking the Project/Award number, if the data matches the autocompletion options then there is no problem, but if the data does not match the details are passed to Research & Enterprise and the author contacted.

Our Research & Enterprise department have taken the lead in developing and writing the policy for this funding data and the repository.

Prepared by: Lesley Drysdale and William J Nixon

Last modified on: Wednesday, 14 April 2010